



Construction


RAMPS WITH ONE BOARD ONLY AND RUBBER

for wheeled and rubber tracked vehicles



TECHNICAL DETAILS

Side edges	1 (external)
Maximum load capacity	7.420 kg
Length	from 2,5 to 5,0 m
Width	from 360 to 460 mm



TYPE	LOAD CAPACITY FOR VEHICLES WITH WHEELBASE			TOTAL LENGTH	WIDTH		WEIGHT PER RAMP
	1,0 m	1,5 m	2,0 m		INTERNAL	EXTERNAL	
	kg				mm	mm	
115.25 ER.GO	3.400	3.680	3.680	2.500	330	360	36
115.30 ER.GO	2.600	3.000	3.000	3.000	330	360	44
115.35 ER.GO	2.100	2.370	2.500	3.500	330	360	51
115.40 ER.GO	1.750	1.950	2.170	4.000	330	360	59
115.45 ER.GO	1.500	1.650	1.800	4.500	330	360	66
125.25 ER.GO	5.000	5.400	5.400	2.500	380	410	42
125.30 ER.GO	3.300	4.500	4.500	3.000	380	410	51
125.35 ER.GO	3.000	3.500	3.560	3.500	380	410	59
125.40 ER.GO	2.500	2.900	3.070	4.000	380	410	68
125.45 ER.GO	2.000	2.450	2.570	4.500	380	410	76
125.50 ER.GO	1.880	2.035	2.205	5.000	380	410	85
140.25 ER.GO	5.888	6.251	6.251	2.500	430	460	45
140.30 ER.GO	4.429	5.049	5.049	3.000	430	460	54
140.35 ER.GO	3.544	4.013	4.234	3.500	430	460	62
140.40 ER.GO	2.952	3.278	3.646	4.000	430	460	72
140.45 ER.GO	2.529	2.769	3.044	4.500	430	460	80
140.50 ER.GO	2.212	2.395	2.602	5.000	430	460	89
155.25 ER.GO	6.930	7.420	7.420	2.500	430	460	48
155.30 ER.GO	5.250	6.020	6.020	3.000	430	460	58
155.35 ER.GO	4.220	4.770	5.060	3.500	430	460	67
155.40 ER.GO	3.530	3.910	4.360	4.000	430	460	76
155.45 ER.GO	3.030	3.310	3.640	4.500	430	460	85
155.50 ER.GO	2.650	2.870	3.120	5.000	430	460	95