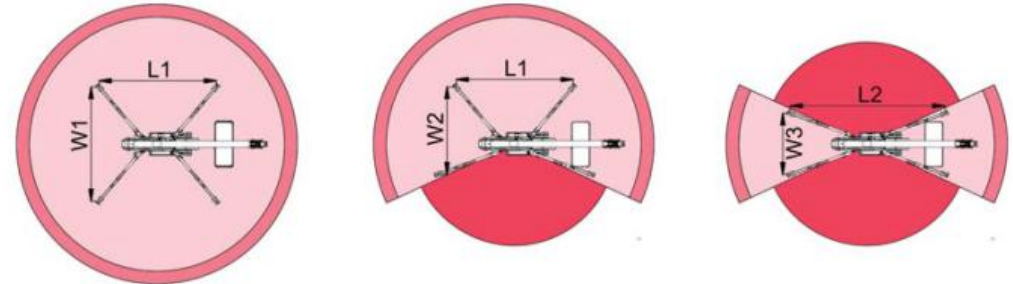
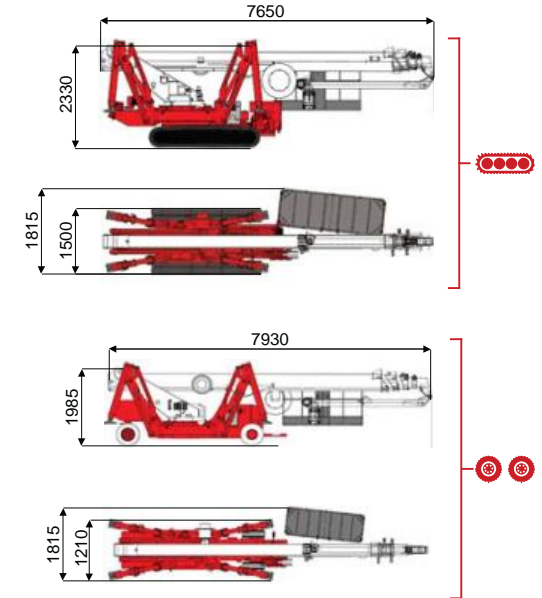
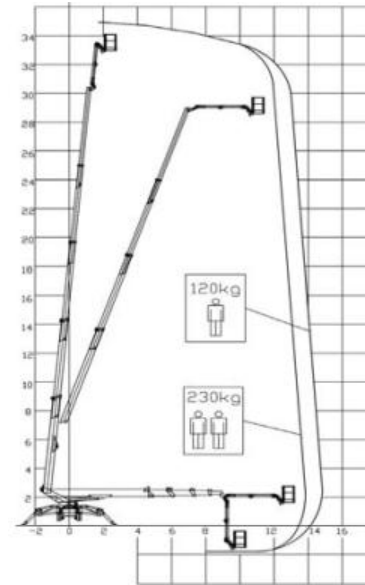




35 m ↑  
14,5 m →  
230 Kg 👤 👤



14000 mm	15000 mm	8500 mm	L1	L2	W1	W2	W3
230 kg	120 kg	120/230 kg	5025 mm	5990 mm	4250 mm	3510 mm	2770 mm

BI-ENERGY  
Diesel+AC



TSJ 35/C 35 m 14,5 m 230 kg 175° 660° 180x70 cm 90°+80° 3,45-4,46 m 15% 40% 1,4 km/h 6600 kg 42 kN 4,08 kN/m<sup>2</sup> 5,12 kN/m<sup>2</sup> 1500 mm 7650 mm 2330 mm

TSJ 35/R 35 m 14,5 m 230 kg 175° 660° 180x70 cm 90°+80° 3,35-4,9 m 15% 25% 2 km/h 6800 kg 42 kN 4,20 kN/m<sup>2</sup> 5,27 kN/m<sup>2</sup> 1210 mm 7930 mm 1985 mm



Battery type



Battery charge



Add. Weight



Autonomy



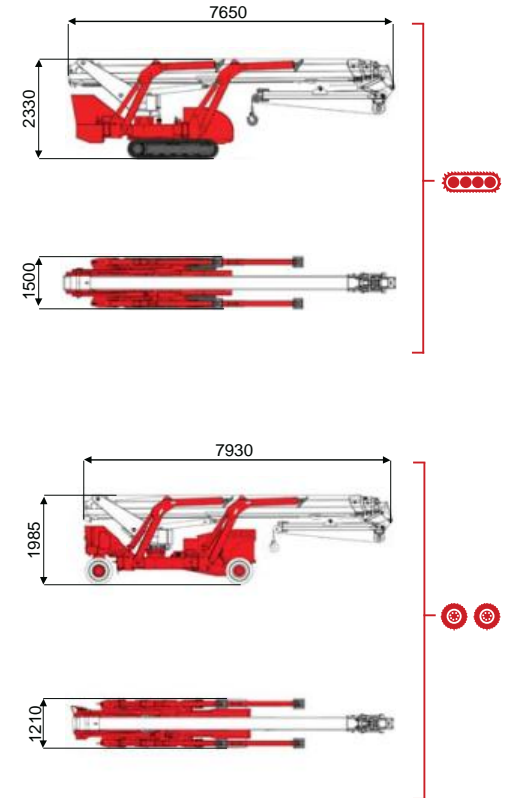
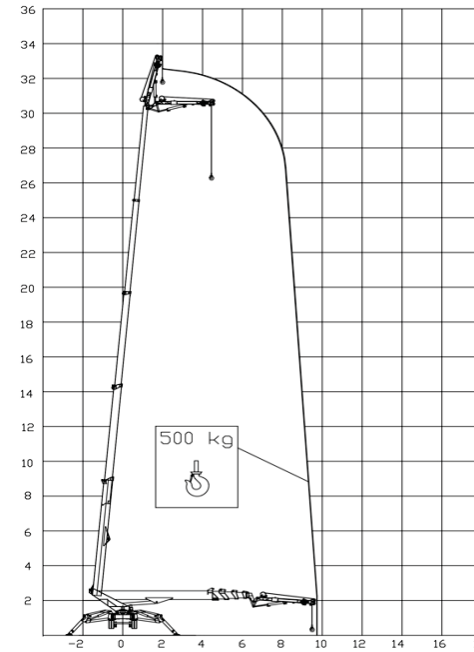
Charging time

Electropump

ECO DC+AC 48V 270 A/h 5h 230V-48V 45A 400 kg 6-7 h endless 7h 48V 9 kW



32 m ↑  
9,5 m →  
500 Kg ⚙️



BI-ENERGY  
Diesel+AC



TSJ 35/C		32 m	9,5 m	500 kg	660°	4,46 m	15%	40%	1,4 km/h	6600 kg	42 kN	4,08 kN/m <sup>2</sup>	5,12 kN/m <sup>2</sup>	1500 mm	7650 mm	2330 mm
TSJ 35/R		32 m	9,5 m	500 kg	660°	4,9 m	15%	25%	2 km/h	6800 kg	42 kN	4,20 kN/m <sup>2</sup>	5,27 kN/m <sup>2</sup>	1210 mm	7930 mm	1985 mm



Battery type



Battery charge



Add. Weight



Autonomy



Charging time

Electropump

ECO	DC+AC		48V 270 A/h 5h	230V-48V 45A	400 kg	6-7 h endless	7h	48V 9kW
-----	-------	--	----------------	--------------	--------	---------------	----	---------